

103學年度上學期
五年級英語科



- 五年級教師群
- 中師主教材
- 樂在閱讀
- 讀者劇場
- 評量方法





Teachers		Classes
王雅慧	Yvonne	501.2.7
楊麗媽	Lyanne	503.4.5.6
高婉妃	Susan	508.9



年級	G1	G2	G3	G4	G5	G6
中師 教材						
	Let's Go Starter	Everybody Up 1	Everybody Up 2	Everybody Up 3	Everybody Up 4	Everybody Up 5

Everybody Up 4_ Workbook & CD



♥ Teaching Plan ♥

Date	Unit	Topic	Focus
09/01 - 09/26	Unit 1	Outdoors	like + V-ing good at V-ing
09/29 - 10/31	Unit 2	Land and Sea	Comparatives & Superlatives
11/10 - 12/05	Unit 3	Appearance	第3人稱 + has 其他 + have
12/08 - 01/09	Unit 4	Last Week	Simple past tense

1 Fun Outdoors

Lesson 1 Camping

A Listen, point, and say.



climb



hike



canoe



fish



grill
hamburgers



watch
birds



★ B Listen and find.



Dialogue Teaching

學生能正確分辨

- Who
- Where
- When
- What
- (How, Why, Which...)

並回答問題，以了解
完整的 對話內容。

C Listen, ask, and answer. Then practice.

CD 08

What does

he
she

 like doing?

He
She

 likes climbing.

D Listen, ask, and answer. Then practice.

CD 09



Does

he
she

 like climbing? Yes,

he
she

 likes it a lot.
No,

he
she

 doesn't like it at all.

B Listen and say. Then practice.

CD 11



He's
She's

 good at skiing.

He
She

 isn't good at skiing.

C Listen, ask, and answer. Then practice.

CD 12



Is

he
she

 good at skiing? Yes,

he's
she's

 very good at it.
No,

he's
she's

 not very good at it.

Story :

Beginning, Middle, End

Lesson 3 **Reading**

★ **A** Talk about the story. Then listen and read.

The Skating Lesson

Julie's very good at ice skating.

I'm not very good at ice skating.

Don't worry. I can help you.

See, you can do it!

Yes, I can!

The girls are going very fast.

Emma, be careful!

Whoa! Watch out, everybody!

I'm not very good at ice skating, but it's fun!

Be brave.

8 Unit 1

Lesson 3 **Reading**

★ **A** Talk about the story. Then listen and read.

The Surfing Lesson

Mike and Julie are at the beach on Saturday morning. It's hot and sunny. Julie is swimming in the water when she sees a woman giving surfing lessons.

"Mom, can I take a surfing lesson?" asks Julie.

"Sure," says her mom. "You and Mike can take one together."

Julie runs over to Mike.

"Come on, Mike," she says. "Let's learn how to surf!"

Julie is confident, but Mike is shy. He's **afraid** of the water. He feels nervous about surfing.

"No, thanks," says Mike. "I'd rather play **video games**."

Julie wants Mike to relax and have fun, but she can't make him go in the water. Just then, they hear a loud beep. The **screen** on Mike's game is black, and the **battery is dead**.

"Oh, no!" says Mike. "My game!"

"Come surfing, Mike," says Julie. "You can do it!"

Mike looks at the water and feels more confident. They go surfing and have a great time. Mike is really good at surfing!

Be brave.

Lesson 4 Safety



Health

A Listen, point, and say.



wear a helmet



put on sunscreen



wear a life jacket



fasten your seatbelt

B Listen and say. Then listen and read.



When you go snowboarding, always wear a helmet.

When we're riding in the car or playing on the beach, we have rules. Here are some rules.

- 1 Snowboarding is fun. When you go snowboarding, always wear a helmet. Don't go too fast.



- 2 When you go to the beach, always put on sunscreen. Drink water and wear a hat, too.



- 3 When you go canoeing on the river, always wear a life jacket. Never stand up in the canoe.



- 4 Does your family have a car? Be safe. When you ride in a car, always fasten your seatbelt.



Fun Links

Lesson 4 Travel and Trade



A Listen, point, and say.



- 1 silk
4 ruler

- 2 goods
5 return

- 3 difficult
6 become famous

B Listen and read.




Marco Polo and the Silk Road

The Silk Road is over two thousand years old and six thousand kilometers long. It goes across Europe and Asia. Many people traveled on this road to buy and sell **silk** and other **goods**.



Marco Polo traveled on the Silk Road when he was 17, in the year 1271. He traveled from Italy to China and saw many new things. The days were very hot and the nights were cold. Sometimes there was no food or water. It was a **difficult** road to travel on, but Marco felt confident. He traveled on the Silk Road for three years. When he was 21, Marco met the **ruler** of China, Kublai Khan. He lived in China for the next seventeen years.

Marco **returned** to Italy when he was 41. He met the writer Rustichello, who wrote a book called *The Travels of Marco Polo*. Many people read this book, and Marco **became famous**. Marco lived to the age of 70. You can still see his house in Italy today.



Lesson 2 Sports

A Write.

snowboard in-line skate ice skate surf ski skateboard



1. snowboard



2. _____



3. _____



4. _____



5. _____



6. _____

B Read and number.

- He's good at skiing.
- She's good at snowboarding.
- He isn't good at ice skating.
- She isn't good at skiing.
- She's good at ice skating.
- He isn't good at snowboarding.



6 Unit 1

C Write.



- Is he good at ice skating?
Yes, he's very good at it.
- Is she very good at skiing?
No, he's not very good at it.

- _____
- _____
- _____
- _____
- _____
- _____

D Unscramble.



Is he good at in-line skating?
at / good / he / is / in-line skating / ?

not / good / very / at / no / he's / it / , / .

she / at / skiing / good / is / ?

very / she's / yes / at / good / it / , / .

Lesson 2 7

樂在閱讀

適合 高年級學生 借閱之英語書籍：
櫃號 17. 18. 19. 20. 21. 22. 23. 24. 25
推薦系列如下：

櫃 號	系 列 名 稱	特 色
英文- 17 英文- 18	蘇斯博士 Dr. Seuss	Phonics 韻文讀本
英文- 19	BEGINNING TO LEARN	部份生字 標示中文
英文- 21	MAGIC TREE HOUSE	小說類 入門
英文- 23	An I Can Read Book	強力推薦 (分等級)
英文- 24 英文- 25	Read it yourself with Ladybird Read with Ladybird	強力推薦 (分等級)


讀者劇場



評量方式

中 師	作業成績	70%
	平時小考	
	單元複習考	
	期中或期末考成績	
	課堂參與度	
	其他(口語練習等等)	
外 師	筆試成績、作業成績、學習態度	30%
	口試成績	

若家長有任何與孩子學習有關的問題，可利用
聯絡簿或打電話至英語教學部與英語老師聯絡



英語部連絡電話 2893-3828 分機 607



A vibrant cartoon illustration of a landscape. In the center, a large, white, fluffy cloud with a brown outline contains the text "Thank you !" in a bold, purple, sans-serif font. The background features a bright blue sky with a large yellow sun and several white clouds. The ground is a rolling green field with small white flowers. Several green pine trees are scattered across the landscape, including a large one on the right and several smaller ones on the left and in the distance.

Thank you !